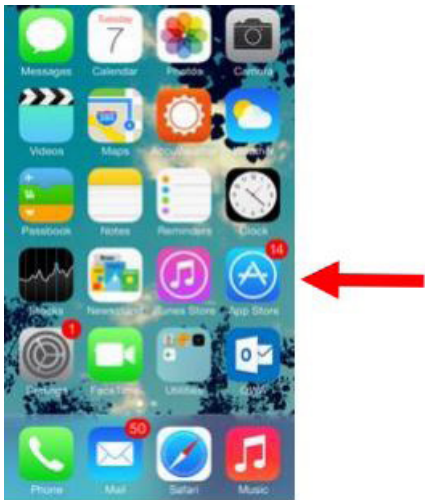


Installing the Manage MyTVs App to an Apple Device

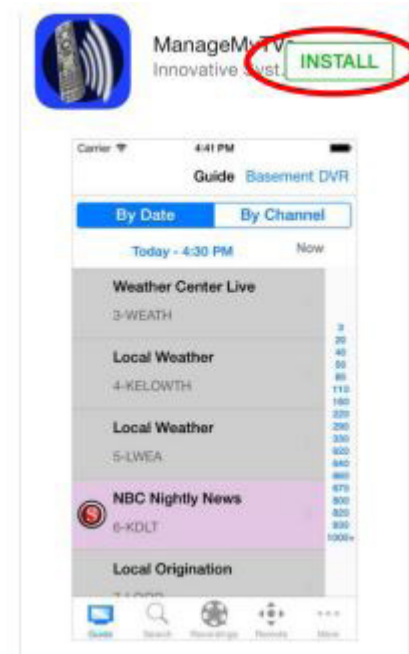
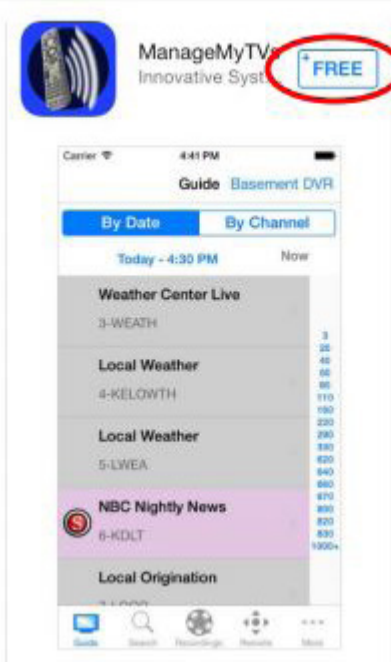
1. Go to the Play Store app using your Apple device.



2. Using the Search box, type in **managemytvs** and press Search.

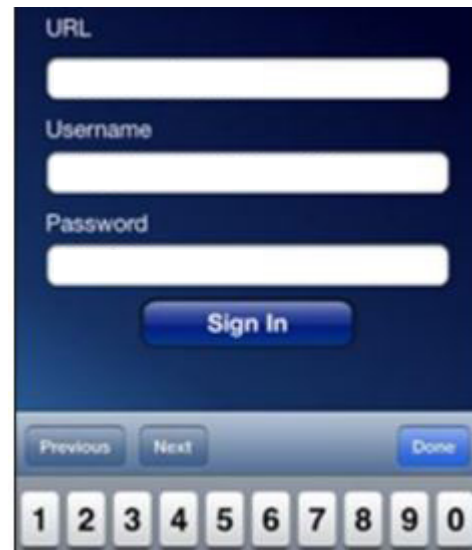


3. Once the Manage MyTVs app for Innovative Systems L.L.C. has been found, click on the **FREE** and then **Install** to download the app.

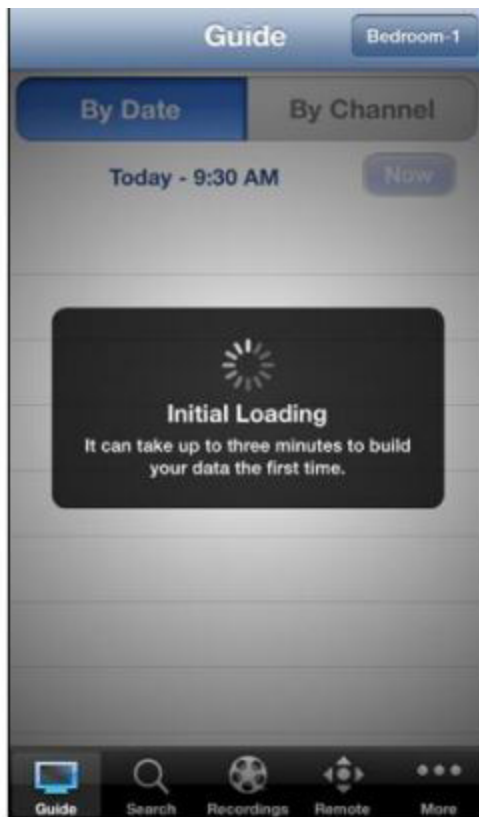


4. You will then be prompted to enter the server address in the URL field, which is 216.222.162.94 OR <https://managemytv.celectcom.net/iptv>.

5. You will then be prompted to enter a username and password. The username and password is populated by a Mosaic Telecom Sales Associate, please call 715.458.5400 to complete registration.



6. Once your given username and password have been entered, the app should begin loading.
Note: It can take up to three minutes to build your data for the first time.



7. Once the account is verified, you should be directed into the Guide information and you can begin your Manage MyTVs app experience.

